



Roca

Pro Max

Pro Max

Neutral colors and low variation in design make the Pro Max series flow naturally in any space. This high performance stone look is meant to complement the Pro series by adding a bit of texture to its neutral hues.




Pro Max Cement 24"x24" R

Glazed Porcelain

◇ 24"x24" R - 12"x24" R



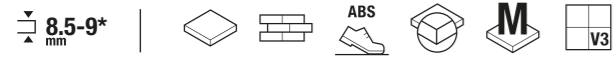
Pro Max Concrete 12"x24" R



Pro Max Cement 24"x24" R

Pro Max

Glazed Porcelain



24"x24" R 60x60 cm
12"x24" R 30x60 cm



Ivory




12"x24" R UP




24"x24" R UP



Cement



12"x24" R UP



12"x24" R ABS



24"x24" R UP



Nude



12"x24" R UP




12"x24" R ABS




24"x24" R UP



Concrete



12"x24" R UP



12"x24" R ABS




24"x24" R UP



Sand



12"x24" R UP



24"x24" R UP

Pro Max

Glazed Porcelain

Technical Specifications

CHARACTERISTICS	STANDARD	DECLARED ASTM	
		Unpolished	ABS
Water Absorption	C373	<=0.5%	<=0.5%
Break Strength	C648	Min. 335	Min. 335
Scratch Hardness	MOH's Scale	5	8
Chemical Resistance	C650	Unaffected	Unaffected
Frost Resistance	C1026	Resistant	Resistant
Group	See FAQ's	4	5
Deep Abrasion - Unglazed Tiles	C1243	Pass	Pass
PEI- Glazed Tiles***	C1027	-	5
Minimum Bond Strength (PSI)	C482	165	165
Dynamic Coefficient of Friction (DCOF)	A137.1	>=0.42	>=0.50
Shade and Texture Rating	CTDA "V"	V3	V3
Facial Dimensions	C499	Pass	Pass
Range of Thickness	C499	Pass	Pass
Warping	C485	Pass	Pass
Wedging	C502	Pass	Pass

Packaging Info

Size	SF per carton	PC per carton	BX per pallet
12"x24" UP	18.94	10	32
12"x24" ABS	20.34	10	32
24"x24" UP	23.25	6	30